

ABOUT US:

KEDIA Advisory is a leading SEBI registered Advisory Company Which is Having unparalleled service history of 15 years. Mr. Ajay Kedia is the Founder and Director of Kedia Advisory. He is well known in the industry for his dynamism and execution capabilities. Born into a reputed business family, He is the motivating force behind Kedia's highly acclaimed Research team. His ability to produce views from technical as well as fundamental perspectives has provided the impetus to building Kedia's strong market research team. Research-based & personalized advisory services are Kedia's forte, and he has undoubtedly been the brain behind them. A genius with hands-on experience in analyzing the markets in depth. He facilitates investors to identify healthy opportunities by looking for positive deviations in the Market, using his tried and tested techniques.

BUILDING WEALTH, YOUR PORTFOLIO IS OUR PRIORITY

There are multiple ways to create wealth. One of the ways of building wealth is through systematic investing for the long term. Smart portfolios can be one of the ways

DIVIDEND:

To all my fellow people aspiring to become a savvy and wealthy investor, Kedia Advisory has come up with an idea for you called Smart Portfolio. As we know the stock market has been corrected by more than 15% and this creates an opportunity for us to invest in stocks whose valuations seem to be attractive at the current price.

Some of the high dividend-paying quality stocks have corrected more than 25% and hence their dividend yields are looking attractive at this point. These Dividend-paying stocks perform relatively better in a falling market environment. during times like this when we have seen stress in the growth and economic activity, Dividend Stocks will continue to perform due to their stable income generation characteristics for investors.

Which dividend stock we must look at then?

While selecting stocks we not only focus on high dividend yield but also on the other fundamental factors as well, such as the sales and the profit growth of the company, EPS, and DEBT TO EQUITY ratio. The one who believes in investing and also has ambitions to create wealth in long term, Smart Portfolio is the perfect tool for generating wealth.

In Dividend, our positions are as follows for stocks bought

TOP 5 SCRIPTS	OUR INITIAL BUYING PRICE	SECTOR
BPCL	315.95	ENERGY
REC	119.35	POWER
IEX	162.60	POWER
ITC	269.95	FMCG
RITES	228.95	RAILWAY

OUR SUCCESS STORY

One of our stock recommendations helped our client to gain a whopping 132.51% return in last one year

REC LTD

RETURNS: **132.51%**

RECOMMENDED PRICE: 119.13

CURRENT MARKET PRICE: 279.25

RECO DATE: 07 JULY 2022



An investment of RS 1,00,000 would have turned into **RS. 2,32,510**

INVESTMENT METHODOLOGY

QUALITY OF BUSINESS

Finding a high-quality investment entails looking for businesses with those qualities. These qualities include effective management, a sound dividend policy, consistent profitability, an upswing in the enterprise lifecycle, a strong balance sheet, an economic moat, and effective operations. A different style of thinking is necessary for high-quality investing. In terms of investment management, slow and steady wins the day. Too many investors choose riskier, more variable investments than high-quality ones. Investing is not a sprint, but a marathon.

QUALITY OF MANAGEMENT

Evaluation of the company's management is one of the many elements that can be used to evaluate this quality. For a long-term investor, a stock should be viewed as a component of a business or firm. Therefore, there is a great likelihood that your stock will do well if the firm does well. When management constantly executes excellent work and pushes the company to new heights, the business thrives. Retail investors make up a very small portion of the overall capital of the company and are heavily dependent on how the management makes decisions. The hard truth is that a company's valuation is still acceptable even if business is booming and finances are strong. There is no assurance that the profits of the company will benefit small investors.

GROWTH

Rather than keeping to generate passive income, growth investors typically make money by selling after the value has increased. This is so because most fast-expanding businesses don't typically have the resources to distribute dividends because they are frequently investing their earnings back into the company to create new goods or services.

Growth investing is sometimes referred to as a capital growth or capital appreciation approach and an offensive investment strategy because investors want to maximize their capital gains.

VALUATION

Value investing is a long-term investment strategy that centers on conducting a thorough research to find stocks whose market prices are below their underlying values and then buying those equities. The basic premise is to purchase a stock for less than it is actually worth, as determined by the company's financial statements, with the hope that the market will eventually recognize this underlying value.

Human behavior is to blame for the discrepancy between intrinsic worth and market value; according to Benjamin Graham, "Common stocks are vulnerable to excessive and unreasonable price movements in both directions as a consequence of the entrenched desire of most individuals to speculate or gamble."



RESEARCH PROCESS

INVESTMENT PHILOSOPHY

Our approach to markets is based on our set of principles, beliefs, and experiences that drive investing and portfolio decisions. We combine the two popular and divergent investment theories which are value investing and growth investing. Our concentration is on solid businesses that are well-managed, well-capitalized, and positioned for development. High quality businesses that become a part of our universe exhibit these traits. Below is a description of our method for choosing stocks, which is in line with our concept of minimizing risk.

CREATION OF IDEAS

Both at and away from the desk, people can generate ideas. Ideas can come from a variety of people, both on and outside the team, and from a variety of sources.

After every quarterly result of BSE500 businesses, we at Kedia have a structured idea-generating process where we continuously monitor a few quantitative criteria. We focus on the operations of firms that have begun to exhibit growth or indicators of margin improvement. Our "Greatness Score" methodology is another tool we employ to find high-caliber investment ideas.

ADMINISTRATION & GOVERNANCE

We always draw inspiration from legends like Warren Buffett and Charli Manager as well as Indian icon Rakesh Jhunjhunwala, who provided a straightforward criterion for doing a more thorough assessment of a person. Integrity, expertise, and energy. We take it a step further and attempt to include a few other factors, such as capital allocation and execution capacity.



Our staff puts a lot of time and attention into evaluating the company's governance. Our research team specifically studies this issue beyond numbers since it calls for it. Our team does a quick key work check on search engines in addition to examining the accuracy of the accounting and other quantitative factors like pay and linked party transitions, which occasionally provides us with some useful information.

Along with the management, we are also curious about the composition of the board and its quality. The purpose of the board is to protect the interests of minority shareholders, and they can only accomplish this if the directors are really independent. To assess the same, we try to do some qualitative checks.

INDUSTRY ANALYSIS

Isolated viewpoints on business are rarely helpful. To clearly understand a company's strengths and weaknesses, it is important to see it in the perspective of its industry. Understanding the industry's value chain and makeup offers us a clear understanding of some of the most crucial factors, such as the size of an opportunity, the level of competition, the positioning of other competitors in the market, etc. Key individuals at corporations on our watchlist are followed closely, just as we do with any other company on the list.

FINANCIAL STATEMENT ANALYSIS

Our team uses financial models to assist us in understanding the firm's motivations and potential roadblocks after the company has passed our Greatness Score screening. We clearly understand the areas that require the majority of our focus. These financial models provide extensive data that is supplied by businesses, in addition to financial statements, public filings, and conference calls.

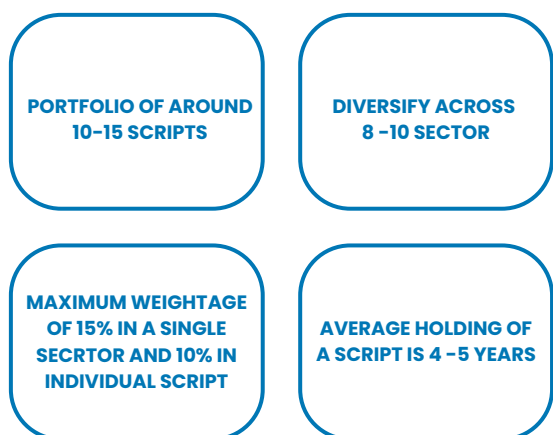
ALLOCATION AND VALUES

For us, valuation is a process that follows our evaluation of the management and company performance. We have a margin of safety because we think that quality comes before valuation. However, if basic quality and future prospects are irreparably harmed, applying a margin of safety simply to valuations may occasionally backfire. We approach values by keeping terminal value in mind since we think that having a DCF perspective is important.

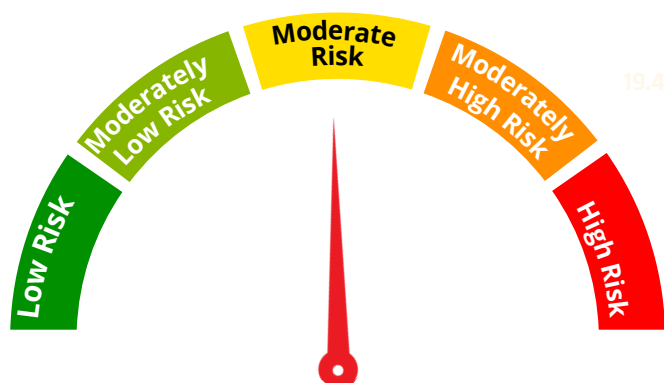
We evaluate industries, businesses, and sectors of firms before choosing one that offers a balanced risk-reward proposition.

We pay close attention to the elements and traits that contribute to a company's ultimate worth and hold onto the investment until these elements and traits are still there.

HOW WE ALIGN FUNDING?



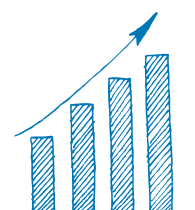
RISK PROFILE



SECTOR	ALLOCATION
OIL AND GAS	13.23%
POWER	25.60%
HOUSING	10.00%
MINING AND MINERALS	13.65%
RAILWAYS	22.30%
FMCG	15.22%

REBALANCING STRATEGY

There is a quarterly rebalancing plan for this Stock Basket. The research team evaluates this Stock Basket once per quarter and adjusts the weights to match the chosen asset allocation approach for the next quarter.



When Potential upside in stock is achieved



If Stock is excluded from Nifty Index



Nifty Bees will be switched when a new Stock opportunity with potential is identified



Stock Price corrects by more than RIAs tolerance levels

DISCLAIMER

This Report is prepared and distributed by Kedia Stocks & Commodities Research Pvt Ltd. for information purposes only. The recommendations, if any, made herein are expressions of views and/or opinions and should not be deemed or construed to be neither advice for the purpose of purchase or sale through KSCRPL nor any solicitation or offering of any investment /trading opportunity. These information/opinions/ views are not meant to serve as a professional investment guide for the readers. No action is solicited based upon the information provided herein. Recipients of this Report should rely on information/data arising out of their own investigations. Readers are advised to seek independent professional advice and arrive at an informed trading/investment decision before executing any trades or making any investments. This Report has been prepared on the basis of publicly available information, internally developed data and other sources believed by KSCRPL to be reliable. KSCRPL or its directors, employees, affiliates or representatives do not assume any responsibility for or warrant the accuracy, completeness, adequacy and reliability of such information/opinions/ views. While due care has been taken to ensure that the disclosures and opinions given are fair and reasonable, none of the directors, employees, affiliates or representatives of KSCRPL shall be liable for any direct, indirect, special, incidental, consequential, punitive or exemplary damages, including lost profits arising in any way whatsoever from the information/opinions/views contained in this Report. The possession, circulation and/or distribution of this Report may be restricted or regulated in certain jurisdictions by appropriate laws. No action has been or will be taken by KSCRPL in any jurisdiction (other than India), where any action for such purpose (s) is required. Accordingly, this Report shall not be possessed, circulated and/ or distributed in any such country or jurisdiction unless such action is in compliance with all applicable laws and regulations of such country or jurisdiction. KSCRPL requires such a recipient to inform himself about and to observe any restrictions at his own expense, without any liability to KSCRPL. Any dispute arising out of this Report shall be subject to the exclusive jurisdiction of the Courts in India.

KEDIA STOCKS & COMMODITIES RESEARCH PVT. LTD.

SEBI REGISTRATION NUMBER. INH000006156

Email : info@kediaadvisory.com | URL : www.kediaadvisory.com | Contact : +91 8069159941

Regd.Off.: 1, 2, 3 & 4, 1st Floor, Tulip Bldg, Flower Valley Complex, Khadakpada Circle, Kalyan-(W), Mumbai-421301, Maharashtra